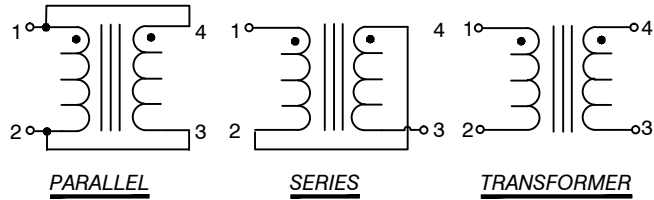


The information contained in this drawing is the sole property of CWS Coil Winding Specialist.  
Any reproduction in part or whole without written permission of CWS Coil Winding Specialist is prohibited.



6 AND REVISION WHERE SHOWN  
IF APPLICABLE MARK PART NUMBER

5 REMOVE INSULATION AND TIN LEADS  
WIND ON TO CORE AND EVENLY SPACED  
4 CONSTRUCTION:

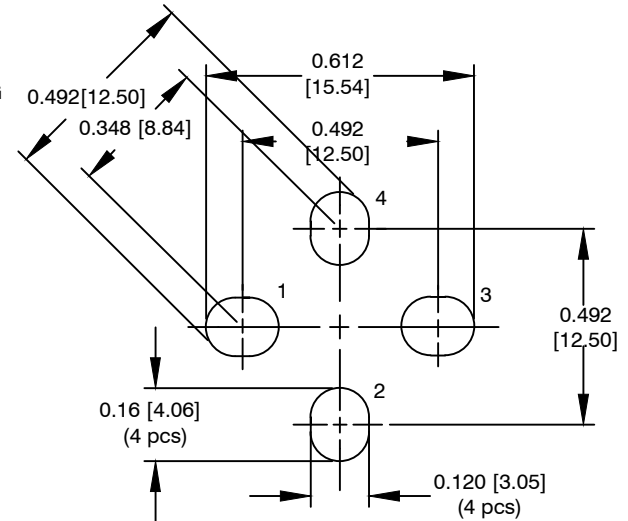
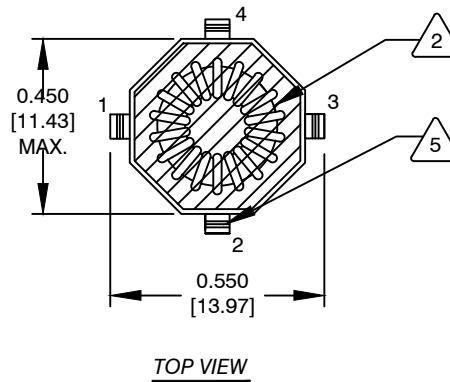
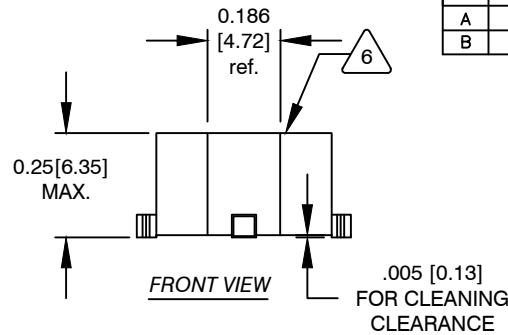
TO INSURE INTERGRITY OF WINDING SEPARATION  
HI-POT TEST FOR WINDING TO WINDING = 300 VDC MIN.  
SERIES DCR= 0.024 OHMS MAX.  
SERIES FULL LOAD CURRENT = 2.50 AMPS. DC.  
SERIES FULL LOAD INDUCTANCE = 3.41 uH MIN.  
SERIES OPEN CIRCUIT INDUCTANCE = 4.90 uH @ ± 20 %  
PARALLEL DCR= 0.006 OHMS MAX.  
PARALLEL FULL LOAD CURRENT = 5.00 AMPS. DC.  
PARALLEL FULL LOAD INDUCTANCE = 0.85 uH MIN.  
PARALLEL OPEN CIRCUIT INDUCTANCE = 1.23 uH @ ± 20 %

3 SPECIFICATIONS:

2 WIRE: UL RECOGNIZED 130°C RATING MAGNET WIRE  
CWS BYTE MARK OR OTHER APPROVED PART  
CORE: TOROID

1 BOBBIN RATING CLASS B (130°C) REQUIRED  
MATERIAL: UL RECOGNIZED 94V-0 FOR FLAMMABILITY

NOTES: UNLESS OTHERWISE SPECIFIED.



.005 [0.13]  
FOR CLEANING  
CLEARANCE

MOUNTING HOLES PATTERN

REVISION HISTORY						
REV	ECN	DESCRIPTION	SIGN & DATE			
			BY	DATE	CHK	DATE
A		PRODUCTION RELEASE	RPR	4/26/05	JLAU	4/26/05
B		FOOTPRINT AND NOTE UPDATE	RJL	4/30/11	JLAU	4/30/11

QTY	CODE IDENT	MFG. P/N	DESCRIPTION	ITEM NO.
<b>PARTS LIST</b>				
AUTOCAD		X		
SOLIDWORKS				
SIGN		DATE	<a href="mailto:sales@coilws.com">sales@coilws.com</a>	Coil Winding Specialist, Inc. 353 W. Grove Avenue Orange, CA 92865
DRAWN	RPR	4/26/05	<a href="http://www.coilws.com">www.coilws.com</a>	
CHECKED	JLAU	4/26/05	Parallel Series Inductor	
ENGR.	KSUM	4/26/05		
APPR.	JLAU	04/28/11		
TITLE:			SIZE DWG. NO.	REV
			B CX1-4-SD	B
SCALE			NOT_TO_SCALE	SHEET 1 OF 1

UNLESS OTHERWISE SPECIFIED  
DIMENSIONING AND TOLERANCE PER ANSI Y14.5M  
ALL DIMENSIONS ARE IN INCHES AND [MILLIMETERS].  
TOLERANCE INCHES:  
.XXX=±.010 .XX=±.015 <math>\sphericalangle=±0°30'</math>  
TOLERANCE METRICS:  
.XXX=±.254 .XX=±.38 <math>\sphericalangle=±0°30'</math>  
ANGLE PROJECTION   
DO NOT SCALE DRAWING